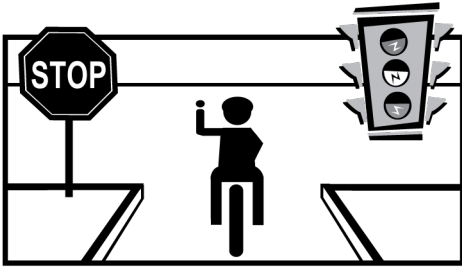


Draw the Safe Biker




A Safe Biker always keeps good control of his or her bicycle, wears a safety helmet and obeys all traffic laws.

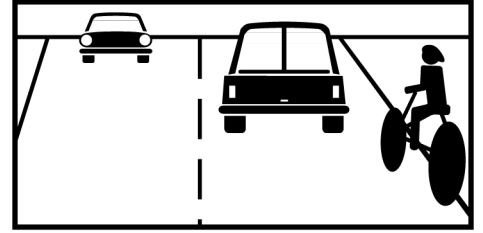
Bicycle Safety Tips



Obey Traffic Signs



Single File



Ride On Right Side Of Road

- Wear a bicycle helmet.
- Ride on the right side of the road.
- Ride single file on the street.
- Avoid riding at night.
- If it is necessary to ride at night, you must have a forward-facing white light, a rear red light or reflector, reflectors on the pedals and reflectors on both sides of the bicycle.
- Never ride with two on a bicycle.

Hand Signals


Hand signals are given with your left hand and arm. They should be used whenever you plan to change directions, slow or stop.



Left Turn



Right Turn



Slow or Stop

Produced by:
Missouri State Highway Patrol
Public Information and Education Division
1510 East Elm Street
Jefferson City, MO 65101